

# CSCI 4000 Assignment 1

## Sample Screen Captures

Student Name: **Richard Ricardo**

### Question 1

Html validation screen capture

The screenshot shows the W3C Markup Validation Service interface. The browser address bar shows the URL `validator.w3.org/check`. The page title is "[Valid] Markup Validation of index.htm - W3C Markup Validator". The main header features the W3C logo and the text "Markup Validation Service" with the subtitle "Check the markup (HTML, XHTML, ...) of Web documents". Below the header, there are navigation links: "Jump To: Notes and Potential Issues Congratulations Icons". A green banner displays the message: "This document was successfully checked as HTML5!". Below this, a table shows the validation details:

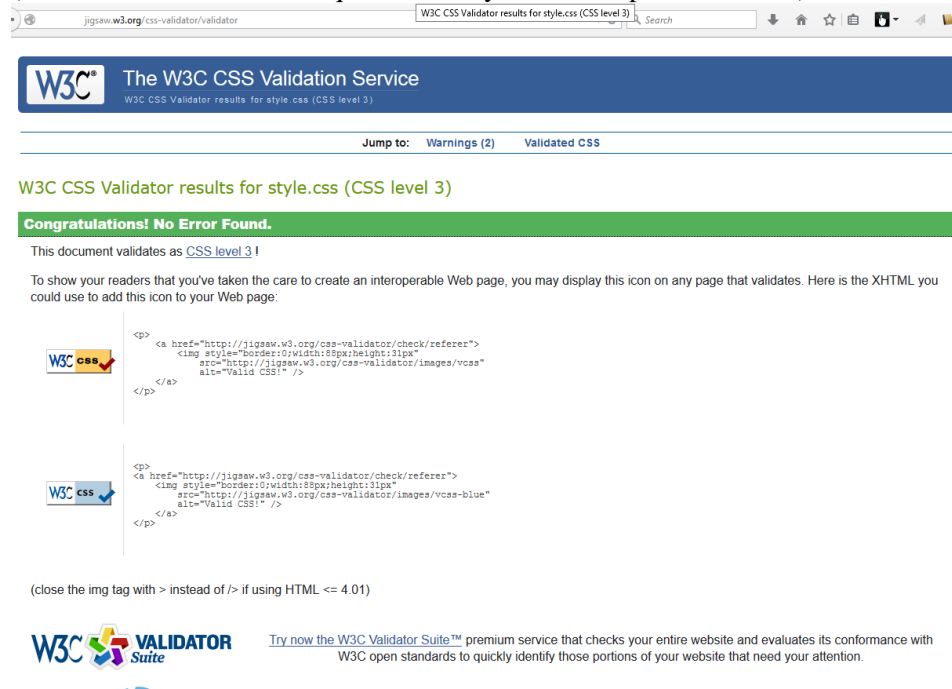
<b>Result:</b>	Passed, 1 warning(s)	
<b>File:</b>	<input type="text" value="Browse..."/> No file selected. <small>Use the file selection box above if you wish to re-validate the uploaded file index.htm</small>	
<b>Encoding:</b>	utf-8	<input type="text" value="(detect automatically)"/>
<b>Doctype:</b>	HTML5	<input type="text" value="(detect automatically)"/>
<b>Root Element:</b>	html	

Below the table, there is a promotional banner for the "W3C Validator Suite" with the text: "Try now the W3C Validator Suite™ premium service that checks your entire website and evaluates its conformance with W3C open standards to quickly identify those portions of your website that need your attention." Below this, there is a Mozilla logo and the text: "The W3C validators are developed with assistance from the Mozilla Foundation, and supported by community donations." To the right of this text is a "5186" counter and a "Flattr" button. At the bottom, there is an "Options" section with the following settings:

- Show Source
- Show Outline
- List Messages Sequentially
- Group Error Messages by Type
- Validate error pages
- Verbose Output
- Clean up Markup with HTML-Tidy

A "Revalidate" button is located at the bottom right of the options section. A small link "Help on the options is available." is located at the bottom left of the options section.

## CSS validation screen capture (same css file is used for all questions, only 1 screen capture is needed)



W3C CSS Validator results for style.css (CSS level 3)

Jump to: [Warnings \(2\)](#) [Validated CSS](#)

### W3C CSS Validator results for style.css (CSS level 3)

**Congratulations! No Error Found.**


This document validates as **CSS level 3**!

To show your readers that you've taken the care to create an interoperable Web page, you may display this icon on any page that validates. Here is the XHTML you could use to add this icon to your Web page:

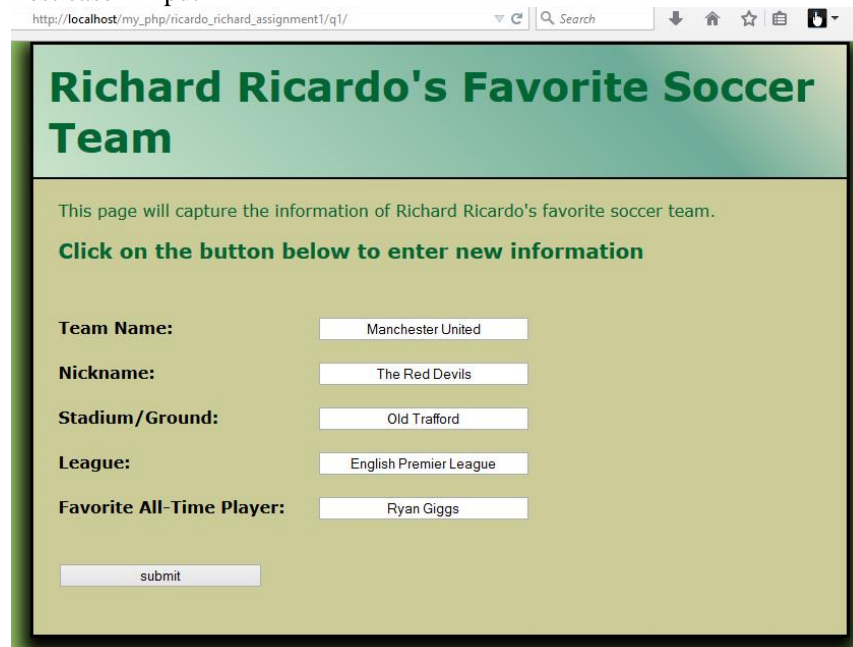
```
<p>
<a href="http://jigsaw.w3.org/css-validator/check/referer">
  
</a>
</p>
```

```
<p>
<a href="http://jigsaw.w3.org/css-validator/check/referer">
  
</a>
</p>
```

(close the img tag with > instead of /> if using HTML <= 4.01)

 [Try now the W3C Validator Suite™](#) premium service that checks your entire website and evaluates its conformance with W3C open standards to quickly identify those portions of your website that need your attention.

## Test case 1 input



http://localhost/my\_php/ricardo\_richard\_assignment1/q1/

# Richard Ricardo's Favorite Soccer Team

This page will capture the information of Richard Ricardo's favorite soccer team.

**Click on the button below to enter new information**

**Team Name:**

**Nickname:**

**Stadium/Ground:**

**League:**

**Favorite All-Time Player:**

## Test case 1 output



http://localhost/my\_php/ricardo\_richard\_assignment1/q1/index\_process.php?team=

## Richard Ricardo's Favorite Soccer Team

This page displays the information of Richard Ricardo's favorite soccer team.

- Team Name: Manchester United
- Nickname: The Red Devils
- Stadium/Ground: Old Trafford
- League: English Premier League
- Favorite All-Time Player: Ryan Giggs

[back to first page](#)

## Test case 2 input



http://localhost/my\_php/ricardo\_richard\_assignment1/q1/

## Richard Ricardo's Favorite Soccer Team

This page will capture the information of Richard Ricardo's favorite soccer team.

**Click on the button below to enter new information**

Team Name:

Nickname:

Stadium/Ground:

League:

Favorite All-Time Player:

## Test case 2 output

http://localhost/my\_php/ricardo\_richard\_assignment1/q1/index\_process.php?team=1

## Richard Ricardo's Favorite Soccer Team

This page displays the information of Richard Ricardo's favorite soccer team.

- Team Name: Liverpool
- Nickname: The Reds
- Stadium/Ground: Anfield
- League: English Premier League
- Favorite All-Time Player: Steven Gerrard

[back to first page](#)

## Question 2

## Html validation screen capture

validator.w3.org/check [Valid] Markup Validation of index.htm - W3C Markup Validator

**W3C** Markup Validation Service  
Check the markup (HTML, XHTML, ...) of Web documents

Jump To: [Notes and Potential Issues](#) [Congratulations · Icons](#)

This document was successfully checked as HTML5!

<b>Result:</b>	Passed, 1 warning(s)
<b>File:</b>	<input type="text" value="Browse..."/> No file selected. <small>Use the file selection box above if you wish to re-validate the uploaded file index.htm</small>
<b>Encoding:</b>	utf-8 (detect automatically)
<b>Doctype:</b>	HTML5 (detect automatically)
<b>Root Element:</b>	html

**W3C VALIDATOR Suite** Try now the [W3C Validator Suite™](#) premium service that checks your entire website and evaluates its conformance with W3C open standards to quickly identify those portions of your website that need your attention.

The W3C validators are hosted on server technology donated by HP, and supported by community donations. [Donate](#) and help us build better tools for a better web.

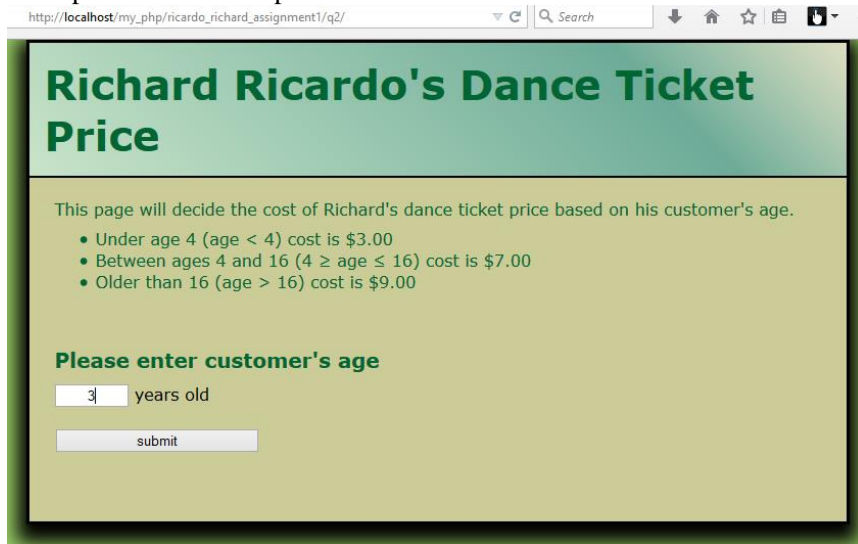
5186 [Flattr](#)

**Options**

Show Source     
  Show Outline     
  List Messages Sequentially   
  Group Error Messages by Type  
 Validate error pages     
  Verbose Output     
  Clean up Markup with HTML-Tidy

[Help](#) on the options is available. [Revalidate](#)

## Example: Test case 1 input



http://localhost/my\_php/ricardo\_ricardo\_assignment1/q2/

## Richard Ricardo's Dance Ticket Price

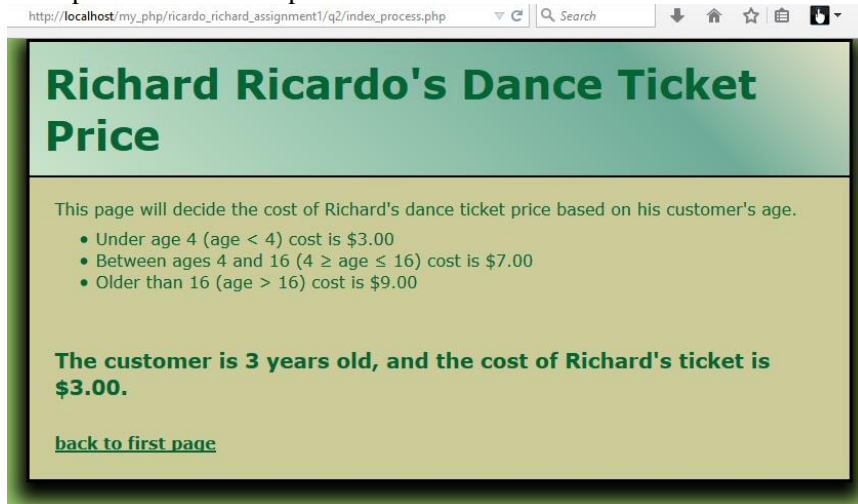
This page will decide the cost of Richard's dance ticket price based on his customer's age.

- Under age 4 (age < 4) cost is \$3.00
- Between ages 4 and 16 (4 ≥ age ≤ 16) cost is \$7.00
- Older than 16 (age > 16) cost is \$9.00

**Please enter customer's age**

years old

## Example: Test case 1 output



http://localhost/my\_php/ricardo\_ricardo\_assignment1/q2/index\_process.php

## Richard Ricardo's Dance Ticket Price

This page will decide the cost of Richard's dance ticket price based on his customer's age.

- Under age 4 (age < 4) cost is \$3.00
- Between ages 4 and 16 (4 ≥ age ≤ 16) cost is \$7.00
- Older than 16 (age > 16) cost is \$9.00

**The customer is 3 years old, and the cost of Richard's ticket is \$3.00.**

[back to first page](#)

## Example: Test case 2 input

http://localhost/my\_php/ricardo\_richard\_assignment1/q2/index.htm

## Richard Ricardo's Dance Ticket Price

This page will decide the cost of Richard's dance ticket price based on his customer's age.

- Under age 4 (age < 4) cost is \$3.00
- Between ages 4 and 16 ( $4 \geq \text{age} \leq 16$ ) cost is \$7.00
- Older than 16 (age > 16) cost is \$9.00

**Please enter customer's age**

years old

## Example: Test case 2 output

http://localhost/my\_php/ricardo\_richard\_assignment1/q2/index\_process.php

## Richard Ricardo's Dance Ticket Price

This page will decide the cost of Richard's dance ticket price based on his customer's age.

- Under age 4 (age < 4) cost is \$3.00
- Between ages 4 and 16 ( $4 \geq \text{age} \leq 16$ ) cost is \$7.00
- Older than 16 (age > 16) cost is \$9.00

**The customer is 10 years old, and the cost of Richard's ticket is \$7.00.**

[back to first page](#)

### Question 3

#### Html validation screen capture

validator.w3.org/check [Valid] Markup Validation of index.htm - W3C Markup Validator

**W3C** Markup Validation Service  
Check the markup (HTML, XHTML, ...) of Web documents

Jump To: Notes and Potential Issues Congratulations - Icons

**This document was successfully checked as HTML5!**

**Result:** Passed, 1 warning(s)

**File:**  No file selected.  
Use the file selection box above if you wish to re-validate the uploaded file index.htm

**Encoding:** utf-8 (detect automatically)

**Doctype:** HTML5 (detect automatically)

**Root Element:** html

**W3C VALIDATOR Suite** Try now the W3C Validator Suite™ premium service that checks your entire website and evaluates its conformance with W3C open standards to quickly identify those portions of your website that need your attention.

The W3C validators rely on community support for hosting and development. [Donate](#) and help us build better tools for a better web.

5186 [Flattr](#)

**Options**

Show Source  Show Outline  List Messages Sequentially  Group Error Messages by Type

Validate error pages  Verbose Output  Clean up Markup with HTML-Tidy

[Help](#) on the options is available.

#### Example: Test case 1 input

http://localhost/my\_php/ricardo\_richard\_assignment1/q3/ Search

## Richard Ricardo's Kung Fu Panda Po Power Level

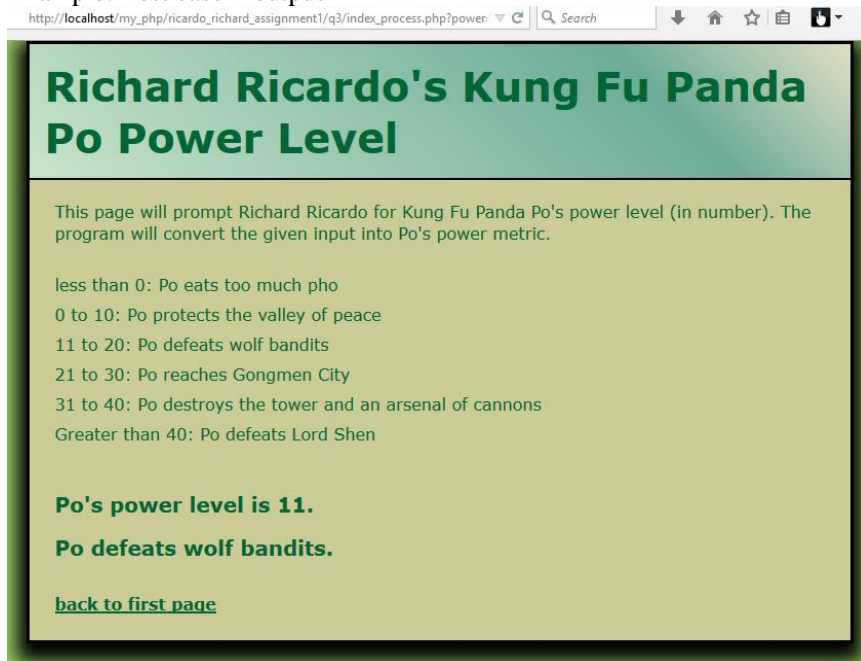
This page will prompt Richard Ricardo for Kung Fu Panda Po's power level (in number). The program will convert the given input into Po's power metric.

less than 0: Po eats too much pho  
0 to 10: Po protects the valley of peace  
11 to 20: Po defeats wolf bandits  
21 to 30: Po reaches Gongmen City  
31 to 40: Po destroys the tower and an arsenal of cannons  
Greater than 40: Po defeats Lord Shen

**Click on the button below to submit Po's power level.**

**Po's power level:**

## Example: Test case 1 output



http://localhost/my\_php/ricardo\_ricardo\_assignment1/q3/index\_process.php?power=

## Richard Ricardo's Kung Fu Panda Po Power Level

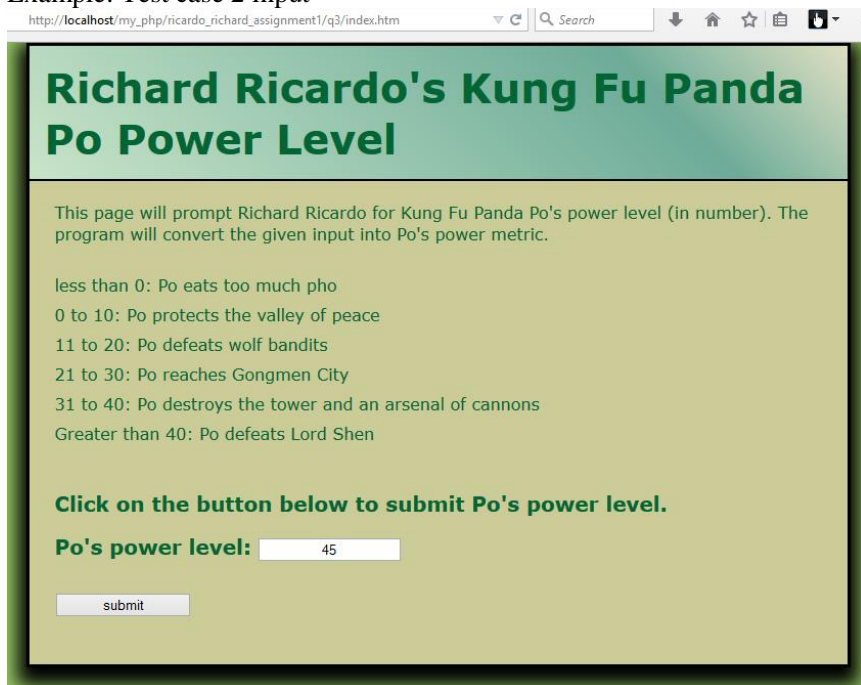
This page will prompt Richard Ricardo for Kung Fu Panda Po's power level (in number). The program will convert the given input into Po's power metric.

less than 0: Po eats too much pho  
0 to 10: Po protects the valley of peace  
11 to 20: Po defeats wolf bandits  
21 to 30: Po reaches Gongmen City  
31 to 40: Po destroys the tower and an arsenal of cannons  
Greater than 40: Po defeats Lord Shen

**Po's power level is 11.**  
**Po defeats wolf bandits.**

[back to first page](#)

## Example: Test case 2 input



http://localhost/my\_php/ricardo\_ricardo\_assignment1/q3/index.htm

## Richard Ricardo's Kung Fu Panda Po Power Level

This page will prompt Richard Ricardo for Kung Fu Panda Po's power level (in number). The program will convert the given input into Po's power metric.

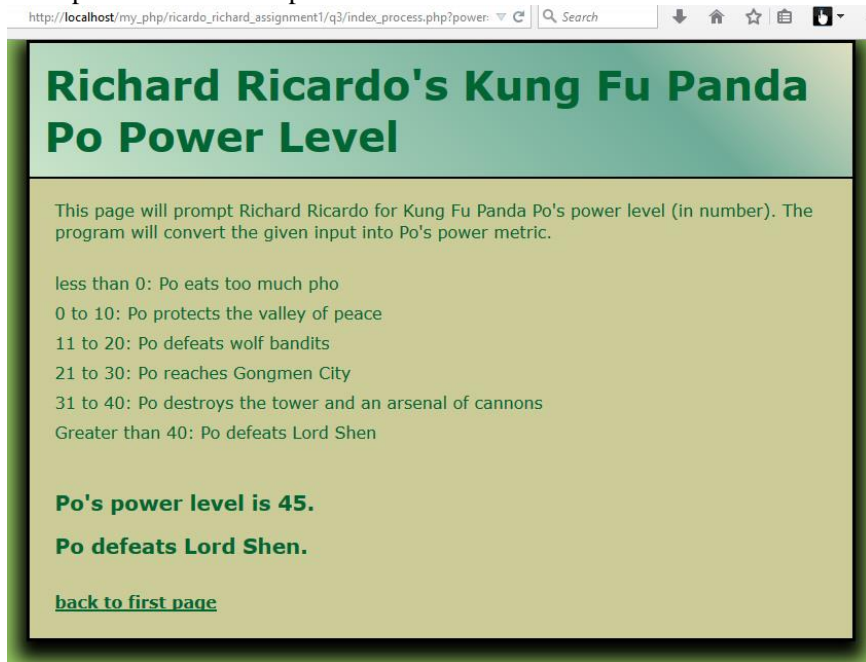
less than 0: Po eats too much pho  
0 to 10: Po protects the valley of peace  
11 to 20: Po defeats wolf bandits  
21 to 30: Po reaches Gongmen City  
31 to 40: Po destroys the tower and an arsenal of cannons  
Greater than 40: Po defeats Lord Shen

**Click on the button below to submit Po's power level.**

**Po's power level:**



## Example: Test case 2 output



The screenshot shows a web browser window with the following content:

http://localhost/my\_php/ricardo\_richard\_assignment1/q3/index\_process.php?power: Search

## Richard Ricardo's Kung Fu Panda Po Power Level

This page will prompt Richard Ricardo for Kung Fu Panda Po's power level (in number). The program will convert the given input into Po's power metric.

less than 0: Po eats too much pho  
0 to 10: Po protects the valley of peace  
11 to 20: Po defeats wolf bandits  
21 to 30: Po reaches Gongmen City  
31 to 40: Po destroys the tower and an arsenal of cannons  
Greater than 40: Po defeats Lord Shen

**Po's power level is 45.**  
**Po defeats Lord Shen.**

[back to first page](#)