

---

## CSCI 5060 Assignment 2

**Total estimated time** for this assignment: **12 hours** (if you are a good programmer)

The main programming language for this assignment should be **PHP** (mixed with HTML and CSS). If you do not use **PHP**, you will get **0 points**.

When you see “Richard Ricardo” in the example screen captures, change it to **<your name>**.

When you see “Richard” in the example screen captures, change it to **<your first name>**.

If you do not put **<your name>** / **<your first name>** in the above mentioned fields, you will get **0 points** for the question(s).

**No two students** should submit webpages with exactly the same code, content, layout, or **color combination**. If found, **both** students will get **0 points**.

Please change the provided example’s layout and color combination (color scheme). **If you use (copy) ANY of the provide example’s color combination, 10 points will be deducted (-10 points)**.

Create a folder on your hard disk, name the folder **lastname\_firstname\_assignment2**. Save all the files from this assignment in this folder.

Create the following subfolders (in the folder **lastname\_firstname\_assignment2**): **q1, q2, q3, q4**.

As a result, you should have the following folder (directory) structure for this assignment:

- lastname\_firstname\_assignment2\q1\
- lastname\_firstname\_assignment2\q2\
- lastname\_firstname\_assignment2\q3\
- lastname\_firstname\_assignment2\q4\

Use XAMPP web server solution stack package to help debugging PHP code. It will make your debugging process easier. All php files must not produce any error, or any warning (**-2 points for each error, each warning**). Your program must run. A program that does not run will get at most **50% of the possible points**. All files must begin with a **comment** that identifies the author, the course code, and the program date (**- 2 points each question** if found missing). All html, css and php files must be clearly **documented (commented)**. Points will be taken off (**-2 points each question**) for insufficient comments (`<!-- -->`, `/* */`, `//`).

- When you view page source in a web browser, `<!DOCTYPE html>` must be at the top of every page. In other words, all pages must be written in HTML5. (**-20 points** if not)
  - You **can** put php code before `<!DOCTYPE html>`.
  - You **cannot** put html code before `<!DOCTYPE html>`.
- Before adding PHP code, all html files must pass html validation at <http://validator.w3.org/> without any **error** (and with only 1 warning).
- After adding PHP code, the generated html code (Firefox web browser > right-click > view page source) must also pass html validation at <http://validator.w3.org/> without any **error** (and with only 1 warning).
- All css files must pass css validation at <http://jigsaw.w3.org/css-validator/> without any **error**. (**-2 points for each error/warning**, only 1 warning is allowed for html validator)

**Question 1** – PHP Chapter 2 & 8 (25 points)**Estimated time: 3 hours**

- Save the files in subfolder “**lastname\_firstname\_assignment2\q1**”. (1 point)
- Create web page(s) that displays the default information (example shown).
- The initial page and related outputs should look like the examples shown below. (3 points)
- Create your page(s) using “**<your name>**’s Home Mortgage Calculator” as the page title(s) (<title> tag). (2 points)
- Save the first page as **index.htm**. Use a HTML form to capture user input. Submit the form to a second file **index\_process.php** using the **POST method**. (3 points)
- The second page **index\_process.php** will then be **updated** as shown. It contains a link to go back to the first page. (2 points for link)
- Write a program that calculates the Home Mortgage. (13 points for logic and display)
  - The user should enter information as shown in the examples below.
  - The output should follow the formula and show calculations as shown in the examples below.
- Create a css file named **style.css** to format all pages by creating your own layout (no two students should have the same layout). You can use **the same (or similar) css file(s)** to format all questions. (3 points)

Example: Test case 1 input

The screenshot shows a web browser window with the following content:

- Browser Tab:** Richard Ricardo's Home Mortg
- Address Bar:** localhost/my\_php/ricardo\_richard\_assignment2/q1/index.htm
- Page Title:** Richard Ricardo's Home Mortgage Calculator
- Text:** This page will help Richard Ricardo to calculate his monthly mortgage payment, and total payment.
- Section Header:** Please enter:
- Form Fields:**
  - Home Loan Amount / Principal (P):  dollars
  - Yearly Interest Rate (Yi):  %
  - Number of Years (Yn):  years
- Submit Button:** submit

Example: Test case 1 output

The screenshot shows a web browser window with the following content:

Richard Ricardo's Home Mortgage Calculator

This page will help Richard Ricardo to calculate his monthly mortgage payment, and total payment.

**Calculation:**

Home Loan Amount / Principal (P) =	<b>\$200,000.00</b>
Yearly Interest Rate (Yi) =	<b>8 %</b>
Number of Years (Yn) =	<b>30 years</b>
Monthly Interest Rate (i) =	$Yi / 12 = 8 \times 0.01 / 12 =$ <b>0.00667</b>
Total Number of Payments (n) =	$Yn \times 12 \text{ months} = 30 \times 12 =$ <b>360</b>
Monthly Payment (M)	<b>M =</b> $P[i(1+i)^n] / [(1+i)^n - 1]$
Monthly Payment (M) =	$200000 \times [0.00667 \times$ $(1+0.00667)^{360}] /$ $[(1+0.00667)^{360} - 1] =$ 1,467.53
Monthly Payment (M) =	<b>\$1,467.53</b>
Total Payment for 30 Years (T) =	$1,467.53 \times 30 \times 12 =$ <b>\$528,310.49</b>
Total Interests Paid = T - P =	$\$528,310.49 - \$200,000.00 =$ <b>\$328,310.49</b>

[back to first page](#)

## Example: Test case 2 input

Richard Ricardo's Home Mortgage Calculator

This page will help Richard Ricardo to calculate his monthly mortgage payment, and total payment.

**Please enter:**

Home Loan Amount / Principal (P):  dollars

Yearly Interest Rate (Yi):  %

Number of Years (Yn):  years

## Example: Test case 2 output

Richard Ricardo's Home Mortgage Calculator

This page will help Richard Ricardo to calculate his monthly mortgage payment, and total payment.

**Calculation:**

Home Loan Amount / Principal (P) = **\$200,000.00**

Yearly Interest Rate (Yi) = **3.5 %**

Number of Years (Yn) = **30 years**

Monthly Interest Rate (i) =  $Yi / 12 = 3.5 \times 0.01 / 12 =$   
**0.00292**

Total Number of Payments (n) =  $Yn \times 12 \text{ months} = 30 \times 12 =$   
**360**

Monthly Payment (M) =  $P \frac{i(1+i)^n}{[(1+i)^n - 1]}$

Monthly Payment (M) =  $200000 \times \frac{0.00292 \times (1+0.00292)^{360}}{[(1+0.00292)^{360} - 1]} =$   
**898.09**

Monthly Payment (M) = **\$898.09**

Total Payment for 30 Years (T) =  $898.09 \times 30 \times 12 =$   
**\$323,312.18**

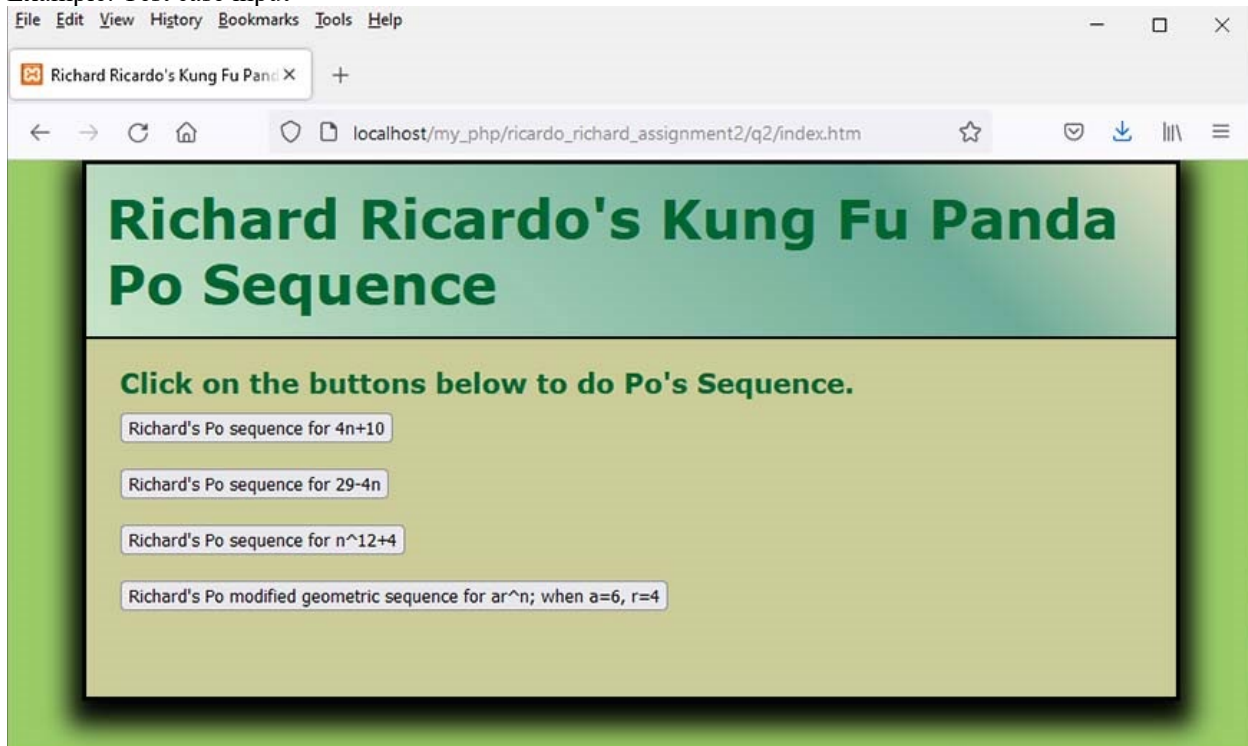
Total Interests Paid = T - P =  $\$323,312.18 - \$200,000.00 =$   
**\$123,312.18**

[back to first page](#)

**Question 2** – PHP Chapter 2 & 8 (25 points)**Estimated time: 3 hours**

- Save the files in subfolder “**lastname\_firstname\_assignment2\q2\**”. (1 point)
- Create web page(s) that displays the default information (example shown).
- The initial page and related outputs should look like the examples shown below. (3 points)
- Create your page(s) using “<your name>’s Kung Fu Panda Po Sequence” as the page title(s) (<title> tag). (2 points)
- Save the first page as **index.htm (or index.php)**. Use a HTML form to capture user input. Submit the form to a second file **index\_process.php** using the **GET method**. (3 points)
- The second page contains a link to go back to the first page. (2 points for link)
- Allow the user to click on one of the four buttons. (13 points)
  - You must use **for** loop, **while** loop or **do..while** loop for coding.
  - The sequences generated and the output should look like the example output shown.
- Create a css file named **style.css** to format all pages by creating your own layout (no two students should have the same layout). You can use **the same (or similar) css file(s)** to format all questions. (3 points)

Example: Test case input





Example: Test case output

When button 1 is clicked

Richard Ricardo's Kung Fu Panda Po Sequence

You pressed button 1.

Po's Sequence:

When n=1;  $4n+10 = 4 \times 1 + 10 = 4 + 10 = 14$   
 When n=2;  $4n+10 = 4 \times 2 + 10 = 8 + 10 = 18$   
 When n=3;  $4n+10 = 4 \times 3 + 10 = 12 + 10 = 22$   
 When n=4;  $4n+10 = 4 \times 4 + 10 = 16 + 10 = 26$   
 When n=5;  $4n+10 = 4 \times 5 + 10 = 20 + 10 = 30$   
 When n=6;  $4n+10 = 4 \times 6 + 10 = 24 + 10 = 34$   
 When n=7;  $4n+10 = 4 \times 7 + 10 = 28 + 10 = 38$   
 When n=8;  $4n+10 = 4 \times 8 + 10 = 32 + 10 = 42$   
 When n=9;  $4n+10 = 4 \times 9 + 10 = 36 + 10 = 46$

[back to first page](#)

When button 2 is clicked

Richard Ricardo's Kung Fu Panda Po Sequence

You pressed button 2.

Po's Sequence:

When n=1;  $29-4n = 29-4 \times 1 = 29-4 = 25$   
 When n=2;  $29-4n = 29-4 \times 2 = 29-8 = 21$   
 When n=3;  $29-4n = 29-4 \times 3 = 29-12 = 17$   
 When n=4;  $29-4n = 29-4 \times 4 = 29-16 = 13$   
 When n=5;  $29-4n = 29-4 \times 5 = 29-20 = 9$   
 When n=6;  $29-4n = 29-4 \times 6 = 29-24 = 5$   
 When n=7;  $29-4n = 29-4 \times 7 = 29-28 = 1$   
 When n=8;  $29-4n = 29-4 \times 8 = 29-32 = -3$   
 When n=9;  $29-4n = 29-4 \times 9 = 29-36 = -7$

[back to first page](#)

When button 3 is clicked

Richard Ricardo's Kung Fu Panda Po Sequence

You pressed button 3.

Po's Sequence:

When n=1;  $n^{12}+4 = 1^{12}+4 = 1^{12}+4 = 5$   
 When n=2;  $n^{12}+4 = 2^{12}+4 = 2^{12}+4 = 4,100$   
 When n=3;  $n^{12}+4 = 3^{12}+4 = 3^{12}+4 = 531,445$   
 When n=4;  $n^{12}+4 = 4^{12}+4 = 4^{12}+4 = 16,777,220$   
 When n=5;  $n^{12}+4 = 5^{12}+4 = 5^{12}+4 = 244,140,629$   
 When n=6;  $n^{12}+4 = 6^{12}+4 = 6^{12}+4 = 2,176,782,340$   
 When n=7;  $n^{12}+4 = 7^{12}+4 = 7^{12}+4 = 13,841,287,205$   
 When n=8;  $n^{12}+4 = 8^{12}+4 = 8^{12}+4 = 68,719,476,740$   
 When n=9;  $n^{12}+4 = 9^{12}+4 = 9^{12}+4 = 282,429,536,485$

[back to first page](#)

When button 4 is clicked

Richard Ricardo's Kung Fu Panda Po Sequence

You pressed button 4.

Po's Sequence:

When n=1;  $6 \times 4 = 24$   
 When n=2;  $24 \times 4 = 96$   
 When n=3;  $96 \times 4 = 384$   
 When n=4;  $384 \times 4 = 1,536$   
 When n=5;  $1,536 \times 4 = 6,144$   
 When n=6;  $6,144 \times 4 = 24,576$   
 When n=7;  $24,576 \times 4 = 98,304$   
 When n=8;  $98,304 \times 4 = 393,216$   
 When n=9;  $393,216 \times 4 = 1,572,864$

[back to first page](#)

**Question 3 – PHP Chapter 2 & 8 (25 points)****Estimated time: 3 hours**

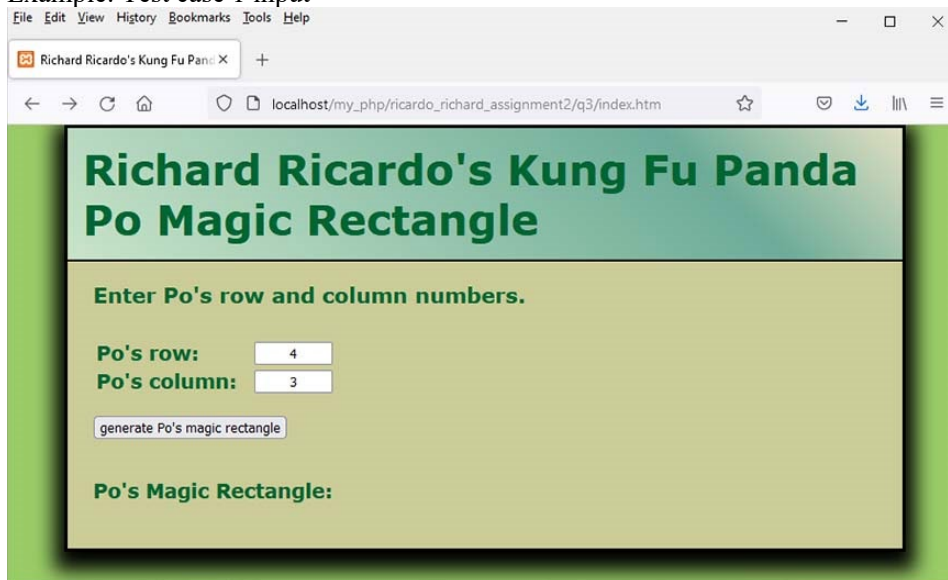
- Save the files in subfolder “**lastname\_firstname\_assignment2\q3**”. (1 point)
- Create web page(s) that displays the default information (example shown).
- The initial page and related outputs should look like the examples shown below. (3 points)
- Create your page(s) using “**<your name>**’s Kung Fu Panda Po Magic Rectangle” as the page title(s) (<title> tag). (2 points)
- Save the first page as **index.htm (or index.php)**. Use a HTML form to capture user input. Submit the form to a second file **index\_process.php** using the **POST method**. (3 points)
- The second page contains a link to go back to the first page. (2 points for link)
- Write a program that asks the user for Po’s row and column numbers for generating magic rectangles.
  - Capture row and column numbers. (1 point)
  - Generate the magic rectangles shown using **nested loops (two-dimensional loops)**.
  - The first rectangle must be generated by **nested while** loops. (4 points)
 

```
while (...)
{
    while (...) {}
}
```
  - The second rectangle must be generated by **nested do...while** loops. (4 points)
 

```
do
{
    do {} while (...)
}
```
  - The third rectangle and related **calculation** must be generated by **nested for** loops. (4 points)
 

```
for (...)
{
    for (...) {}
}
```
- Create a css file named **style.css** to format all pages by creating your own layout (no two students should have the same layout). You can use **the same (or similar) css file(s)** to format all questions. (3 points)

Example: Test case 1 input



## Example: Test case 1 output

Richard Ricardo's Kung Fu Panda  
Po Magic Rectangle

**Po's Magic Rectangle:**

Po's magic rectangle has 4 rows, and 3 columns.

**Nested while loop rectangle**  
:AB::AB::AB:  
:AB::AB::AB:  
:AB::AB::AB:  
:AB::AB::AB:

**Nested do..while loop rectangle**  
hi(r1,c1); hi(r1,c2); hi(r1,c3);  
hi(r2,c1); hi(r2,c2); hi(r2,c3);  
hi(r3,c1); hi(r3,c2); hi(r3,c3);  
hi(r4,c1); hi(r4,c2); hi(r4,c3);

**Nested for loop rectangle**  
1-1=0; 1-2=-1; 1-3=-2;  
2-1=1; 2-2=0; 2-3=-1;  
3-1=2; 3-2=1; 3-3=0;  
4-1=3; 4-2=2; 4-3=1;

[back to first page](#)

## Example: Test case 2 input

Richard Ricardo's Kung Fu Panda  
Po Magic Rectangle

**Enter Po's row and column numbers.**

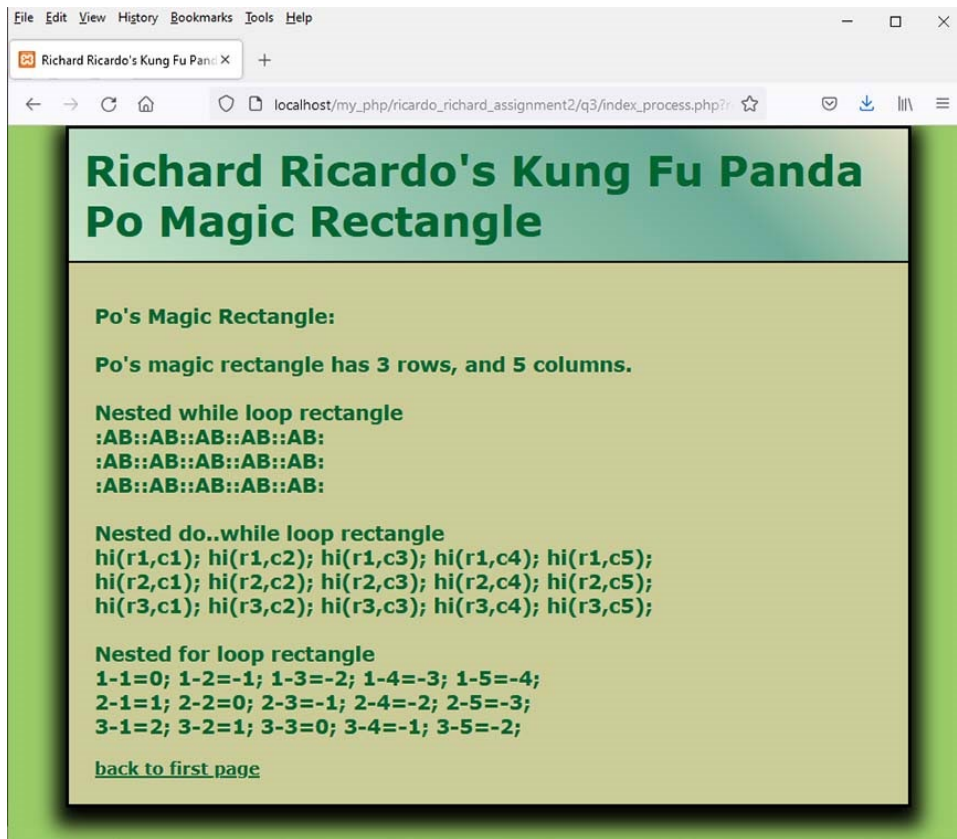
**Po's row:**

**Po's column:**

**Po's Magic Rectangle:**



## Example: Test case 2 output



## Question 4 – PHP Chapter 2 &amp; 8 &amp; 9 (25 points)

Estimated time: 3 hours

- Save the files in subfolder “**lastname\_firstname\_assignment2\q4**”. (1 point)
- Create web page(s) that displays the default information (example shown).
- The initial page and related outputs should look like the examples shown below. (3 points)
- Create your page(s) using “**<your name>**’s Kung Fu Panda Po Secret Scroll” as the page title(s) (<title> tag). (2 points)
- Save the first page as **index.htm (or index.php)**. Use a HTML form to capture user input. Submit the form to a second file **index\_process.php** using the **GET method**. (3 points)
- The second page contains a link to go back to the first page. (2 points for link)
- Write a program that asks the user for Po’s secret word. (13 points)
  - Follow the examples shown below for rules to accept the secret word.
  - You need to feedback to the user what is wrong with the secret word (error message as shown).
  - You do NOT need to ask user to re-enter secret word. You only need to show if the secret word is correct.
- Create a css file named **style.css** to format all pages by creating your own layout (no two students should have the same layout). You can use **the same (or similar) css file(s)** to format all questions. (3 points)

## Example: Test case 1 input



Richard Ricardo's Kung Fu Panda

localhost/my\_php/ricardo\_richard\_assignment2/q4/index.htm

## Richard Ricardo's Kung Fu Panda Po Secret Scroll

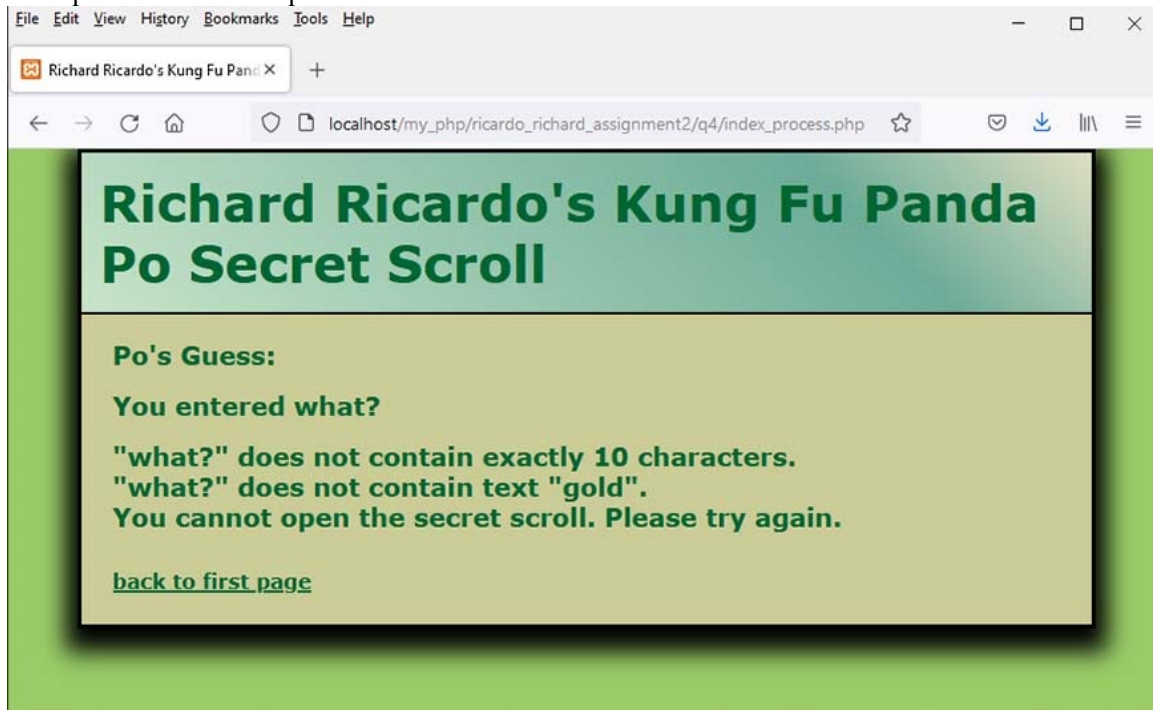
**Click on the buttons below to enter Po's secret word for his secret scroll.**

The secret word must contain exactly 10 characters and must contain text "gold".

**Po's secret word:**

The secret word must contain exactly 10 characters and must contain text "gold".

## Example: Test case 1 output



Richard Ricardo's Kung Fu Panda

localhost/my\_php/ricardo\_richard\_assignment2/q4/index\_process.php

## Richard Ricardo's Kung Fu Panda Po Secret Scroll

**Po's Guess:**

**You entered what?**

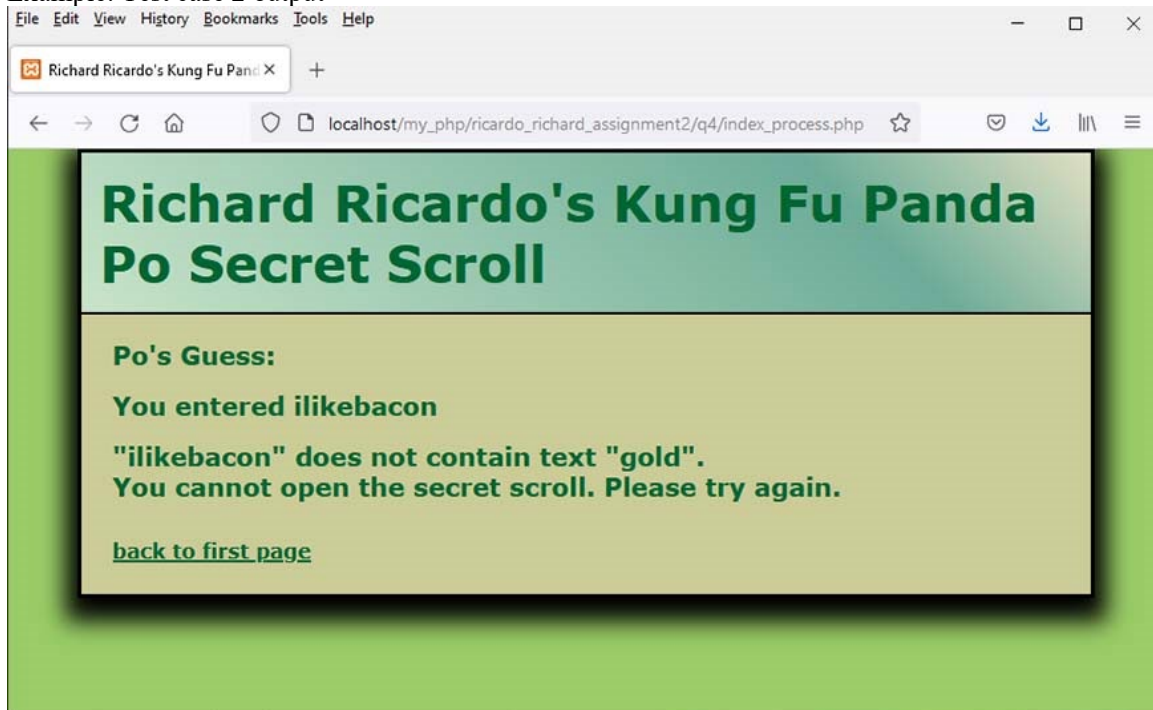
**"what?" does not contain exactly 10 characters.**  
**"what?" does not contain text "gold".**  
**You cannot open the secret scroll. Please try again.**

[back to first page](#)


## Example: Test case 2 input



## Example: Test case 2 output



## Example: Test case 3 input



Richard Ricardo's Kung Fu Panda Po Secret Scroll

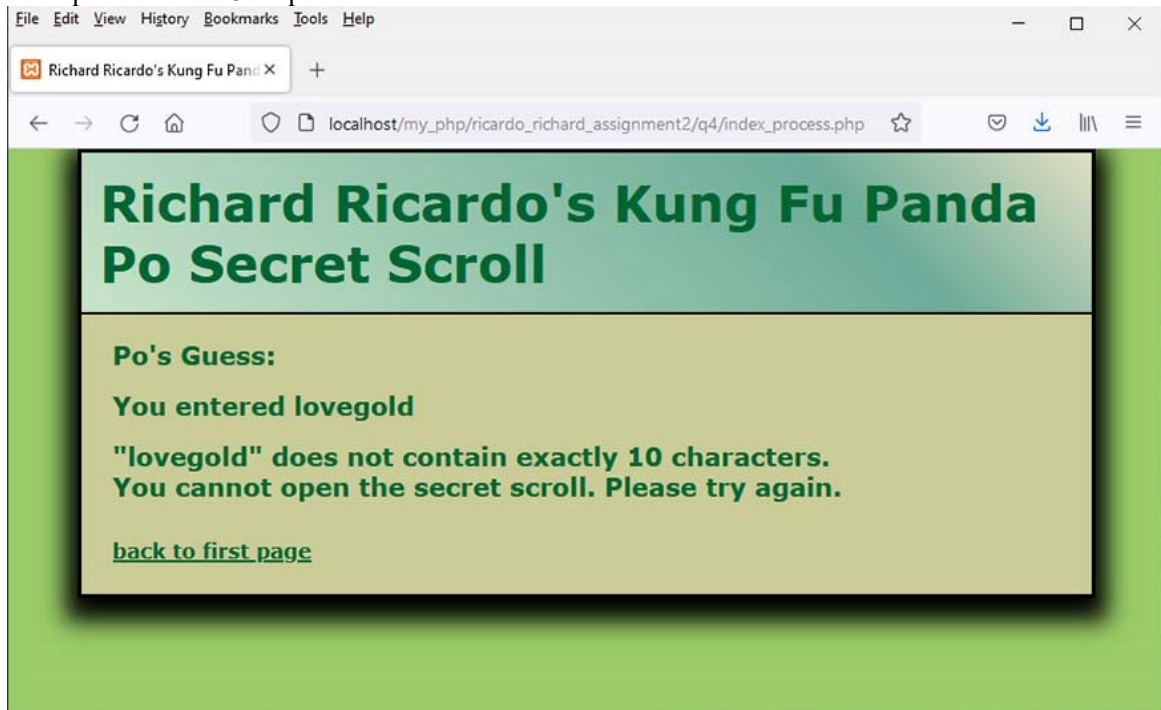
Click on the buttons below to enter Po's secret word for his secret scroll.

The secret word must contain exactly 10 characters and must contain text "gold".

Po's secret word:

The secret word must contain exactly 10 characters and must contain text "gold".

## Example: Test case 3 output



Richard Ricardo's Kung Fu Panda Po Secret Scroll

Po's Guess:

You entered lovegold

"lovegold" does not contain exactly 10 characters.  
You cannot open the secret scroll. Please try again.

[back to first page](#)

## Example: Test case 4 input

Richard Ricardo's Kung Fu Panda  
Po Secret Scroll

Click on the buttons below to enter Po's secret word for his secret scroll.  
The secret word must contain exactly 10 characters and must contain text "gold".

Po's secret word:

The secret word must contain exactly 10 characters and must contain text "gold".

## Example: Test case 4 output

Richard Ricardo's Kung Fu Panda  
Po Secret Scroll

Po's Guess:  
You entered ilikegold!  
"ilikegold!" contains exactly 10 characters and contains text "gold".  
Good job! You can open the secret scroll.

[back to first page](#)



**Important:**

1. If you do not put `<your name>` / `<your first name>` in the above mentioned fields (as shown in the examples), you will get **0 points** for the question(s).
2. **No two students** should submit webpages with exactly the same code, content, layout, or color combination. If found, both students will get **0 points**.
3. When you view page source in a web browser, `<!DOCTYPE html>` must be at the top of every page. In other words, all pages must be written in HTML5. (**-20 points** if not)
  - You **can** put php code before `<!DOCTYPE html>`.
  - You **cannot** put html code before `<!DOCTYPE html>`.
4. Before adding PHP code, all html files must pass html validation at <http://validator.w3.org/> without any **error** (and with only 1 warning).
5. After adding PHP code, the generated html code (Firefox web browser > right-click > view page source) must also pass html validation at <http://validator.w3.org/> without any **error** (and with only 1 warning).
6. All css files must pass css validation at <http://jigsaw.w3.org/css-validator/> without any **error/warning**.
7. If your files do not pass the html and css validations, **2 points will be deducted for each html or css error/warning** found (1 warning allowed for html validator).
8. Document (comment) your HTML files (`<!-- -->`), CSS files (`/* */`), and PHP files (`/* */` OR `//`). **Points will be taken off** for insufficient comments (`<!-- -->`, `/* */`, `//`).

**Submission instructions:**

- You need to test all document(s).
- Do screen capture(s) of the **input** and the related **output(s)**. Use any graphic editing software (e.g. Microsoft Paint, Adobe Photoshop, or GIMP etc.) to cut out the browser output (from the screen capture), paste them into a word document.
- Provide **2 different test cases** for each question. In other words, for **each question**, you may need to have **2 input** screen captures and **2 related output** screen captures.
- Do screen capture(s) of html validation results (index.htm files only) and css validation results (style.css file only), cut and paste them into the word document. If you use the same style.css file, you only need to do screen capture of one style.css file.
- Save the word document as a pdf file.

You need to submit the following:

1. A pdf file containing the screen capture(s) of the web browser input and output pages, and the screen capture(s) of all html validation results (from <http://validator.w3.org/>) and css validation results (from <http://jigsaw.w3.org/css-validator/>), name the file **lastname\_firstname\_assignment2.pdf**.
2. All html file(s), php file(s), css file(s), and other related files (e.g. image files). Zip your file folder (**lastname\_firstname\_assignment2**) into a single zip file (or rar file) **lastname\_firstname\_assignment2.zip**. In the above example, the zip file should contain the following files and subfolders. If there is any image, there should be a `\images\` subfolder.

- lastname\_firstname\_assignment2\q1\index.htm
- lastname\_firstname\_assignment2\q1\index\_process.php
- lastname\_firstname\_assignment2\q1\style.css // you may put style.css in a subfolder
- lastname\_firstname\_assignment2\q2\index.htm
- lastname\_firstname\_assignment2\q2\index\_process.php
- lastname\_firstname\_assignment2\q2\style.css
- lastname\_firstname\_assignment2\q3\index.htm
- lastname\_firstname\_assignment2\q3\index\_process.php
- lastname\_firstname\_assignment2\q3\style.css
- lastname\_firstname\_assignment2\q4\index.htm
- lastname\_firstname\_assignment2\q4\index\_process.php
- lastname\_firstname\_assignment2\q4\style.css

Please submit the above mentioned **two files** (.pdf and .zip) to D2L digital dropbox.

**Grading guidelines (programming questions):**

Your programs will be judged on several criteria, which are shown below.

- Correctness (50%): Does the program compile (run) correctly? Does the program do what it's supposed to do?
- Design (20%): Are operations broken down in a reasonable way (e.g. classes and methods)?
- Style (10%): Is the program **indented** properly? Do variables have **meaningful names**?
- Robustness (10%): Does the program handle erroneous or unexpected input gracefully?
- Documentation (10%): Do all program files begin with a **comment** that identifies the author, the course code, and the program date? Are all the classes, methods and data fields clearly **documented (commented)**? Are unclear parts of code **documented (commented)**? (Some items mentioned may not apply to some languages)

A program that does not compile (run) will get at most **50% of the possible points**.